



LEADERSHIP  
DEVELOPMENT  
SYMPOSIUM



Speaker Guide **2027**



# Give them Something to **TALK** About

JOIN OUR MISSION TO PROVIDE THE BEST  
LEADERSHIP TRAINING FOR OUR EVERYDAY HEROES —  
OUR FIRST RESPONDERS!



Thank you for your interest in presenting at the TEEX Leadership Development Symposium. This guide provides information about our event to provide insight on our mission and expectations. Please feel free to contact us with any additional questions. We look forward to learning more about you and what ignites your passion to speak and present your topic.

## OVERVIEW OF UPCOMING EVENT

Event Name: **TEEX Leadership Development Symposium**  
Dates: **January 6–8, 2027** (Wednesday through Friday)  
Location: **The Woodlands Waterway Marriott Hotel and Convention Center**  
1601 Lake Robbins Drive | The Woodlands, TX 77380  
2027 Theme: **"Authentic Leadership"**

## GENERAL INFORMATION

Attendance: 1200  
Demographics: Fire Service Chief Officers and other Texas First Responder Organizational Leaders such as executives and employees. *(more event demographics located on pages 8–9)*

Complete Schedule: The 2<sup>1</sup>/<sub>2</sub> day event features six keynote speakers, two each day, with one in the morning and one in the afternoon. *(see sample schedule on page 12)*

Fees & Travel: Texas A&M Extension Service (TEEX) is an agency of the State of Texas. As such, TEEX is bound by the law to adhere to purchasing laws and regulations as set forth by the State of Texas. Pursuant to this, TEEX is generally prohibited from the following:

- Making payment for services prior to services being rendered
- Reimbursing speakers for travel expenses

In lieu of these practices, TEEX is permitted to make payment via a "speaker stipend." This stipend may be calculated to include travel expenses, honorariums, or other fees/charges.

Marketing: TEEX markets and advertises the event and many of the contracted presenters will be included on our website and social media channels. We record all keynote and some breakout presentations only for internal review. The recording will not be published or shared with anyone other than the presenter.

Speaker Attire: Required speaker attire is business casual or business professional

Presentation: We prefer a leadership topic in-line with event theme, if possible. However, any topic focused on leadership is acceptable.



# About our history in **FIRE TRAINING**

## TEEX TIMELINE

**1929** State Fire Marshals' Association selects Texas A&M as the site for a firemen's training program.

**1930** 196 firefighters representing 76 Texas cities and towns attend first annual school.

**1947** The "Texas Firemen's Training School" is created when the Texas A&M annual on-site school merges with the Industrial Extension Service programs that train firemen across Texas. Training is held on campus.

**1960** Brayton Field is established and is named in honor of its director, H.R. Brayton.

**1970** Recruit Training Program and Annual Municipal Inspection Training Schools are established.

**1975** Basic Marine Firefighting and Emergency Training courses are added.

**1996** Brayton Field expands focus to include other emergency response disciplines, paving the way to become the Emergency Services Training Institute in 2000.

**1998** The U.S. Department of Justice establishes the National Emergency Response and Rescue Training Center. Construction begins on "Disaster City" and the Emergency Operations Training Center at Brayton Fire Training Field.

**2000** ESTI is accredited under the National Professional Qualifications System (Pro Board). Texas A&M Task Force 1 is named a FEMA team.

**2024** The annual Texas Annual Municipal Fire Training School celebrates its 95th Anniversary.



1940 — Students practice extinguishing a car fire at Hensel Park. Almost any flammable material was used in training exercises, note the mattress springs under the hood

**BRAYTON FIRE TRAINING FIELD** was built upon a long legacy of TEEX's emergency response training. In 1929, the State Firemen's and Fire Marshal's Association of Texas selected Texas A&M for a permanent fire school. The first annual school was held the next year, attracting 196 firefighters from 76 cities and towns for two days of training. The success of the first school prompted the Texas Legislature to officially recognize the A&M fire school as an "imperative public necessity" and designated A&M as the State of Texas Fire Training provider in 1931.

Under direction of Col. H.R. Brayton, a chemistry professor, the annual fire training schools quickly outgrew the A&M campus in College Station. In 1960, TEEX acquired 26 acres west of the A&M campus and constructed the present Brayton Fire Training Field. The 1960s saw unprecedented demand for TEEX's firefighter training.

During the 1970s and '80s, TEEX experienced new records in annual school enrollment as Brayton quadrupled in size to 120 acres. In 2011, it further expanded to 279 acres. Today, with 296 acres, full-scale props ranging from aircraft fuselages to oil refineries, and unsurpassed training and premier instructors combine at the Brayton Fire Training Field to form the world's largest and most comprehensive institute for emergency response training.

# Where the LEADERSHIP PROGRAM began



## A NEED FOR LEADERSHIP TRAINING

In 2008, a group of fire service leaders from around the State of Texas came together to discuss possible solutions for the lack of management and leadership training available to emergency responders. That group of individuals met with the leadership of Texas A&M Engineering Extension Service (TEEX) to discuss what could be done to address this void in emergency response training. The solution that evolved was the TEEEX Fire Officer and Leadership Development Programs.

Today, fire service management and leadership training is addressed through the delivery of three components:

- 1) NFPA 1021 Fire Officer I-IV Certification courses (FOP)
- 2) Leadership Development Symposium (LDS)
- 3) Fire Service Chief Executive Officer (FSCEO) Program

Of these three components, the Leadership Development Symposium makes the single greatest impact.

The first Leadership Development Symposium (LDS) was launched in 2009 and held at the world-renowned Brayton Fire Training Field in College Station. The following year, the Symposium was moved to the Embassy Suites in Frisco, Texas, a venue that could host a larger group of attendees. Beginning in 2014, the event location began alternating between San Marcos, Texas and Frisco, Texas.

The TEEEX Leadership Development Symposium is unique compared to other emergency services conferences. The event is a two-and-one-half day executive conference that offers a variety of



*General Sessions include a variety of speakers and subjects.*

speakers who focus on management and leadership topics. Themes range from financial management, generational differences, health & wellness, personnel management, and more. Speakers are chosen from various industries and include leaders from the emergency response community, academia, private industry, political arena, military command, and motivational speakers. Training during the Symposium is divided into six general keynote sessions and twenty unique breakout sessions.

## LEADERSHIP PROGRAM

**2008** TEEEX Fire Officer and Leadership Development Programs are developed to address a void in leadership training.

**2009** The first Leadership Development Symposium was held in College Station, Texas at the Brayton Fire Training Field to just over 200 attendees.

**2010** The Symposium moves to a convention center venue in Frisco, Texas, and partners with Frisco Fire Department to encourage growth from the DFW metroplex.

Attendance doubles from 222 to 457.

**2015** The host city for the Symposium began alternating between Frisco and San Marcos.

**2017** A record breaking attendance was set as the Symposium returned to Frisco, Texas.

**2018** With the goal of providing the best Emergency Response Leadership training available, the Symposium hosted almost 1000 attendees as it celebrated its 10th Anniversary.

**2021** With the rising number of COVID cases, the decision was made to postpone the 2021 event and create a series of online videos featuring several chiefs from around the state.

**2023** The first inductees of the newly established Texas Fire Service Hall of Honor Lifetime Achievement Award were announced during a special awards luncheon at the Symposium.

**2027** Adding a new host city to the rotation, The Woodlands, Texas, will be the host city for our 2027 event.



# The LEADERSHIP DEVELOPMENT SYMPOSIUM

## OVERVIEW

- Annual executive symposium hosted by Leadership Development Program of the Texas A&M Engineering Extension Service (TEEX) Emergency Services Training Institute (ESTI)
- 2 1/2 day event features keynote speakers and breakout sessions that encompass a variety of topics relevant to the leadership and management for emergency response organizations
- Host city location alternates annually between Frisco, San Marcos, and The Woodlands, TX
- Professional development and continuing education credits are available for each session attended



## EXECUTIVE LEADERSHIP CONFERENCE



Speakers selected to present at the Leadership Development Symposium come from various backgrounds to include emergency response leaders, educators, military leaders, and business leaders. While the majority of other conferences geared to emergency responders offer training sessions on more technical and tactical topics such as fire ground tactics, the focus on leadership topics sets the Symposium apart from other emergency responder conferences.

The attendees of the Symposium come from all ranks and disciplines within the emergency response community. These include:

- Firefighters to Fire Chiefs
- Mayors and City Managers
- Emergency Medical Services (EMS)
- Emergency Management
- Law Enforcement

We recognize the diversity of our attendees, so the speaker and topics are selected to meet the needs of all of the attendees.



# 2027 Event FAQs

## SYMPOSIUM EXPERIENCE

### How long is the conference?

The two-and-one-half day event will be held **January 6–8, 2027**.

### Starting and ending times?

WED, JAN 6 7:50 AM – 5:00 PM

THUR, JAN 7 8:00 AM – 5:00 PM

FRI, JAN 8 8:00 AM – 12:00 PM

### Are meals included?

No, everyone is on their own for meals. The schedule allows plenty of time to eat lunch at nearby local restaurants.

TEEX will provide light refreshments between the general and breakout sessions.

### How are sessions structured?

**Wed and Thurs:** Mornings and afternoons will begin with a General Session followed by two, 1-hour Breakout Sessions.

**Fri:** Morning will include two General Sessions, but there are no Breakout Sessions on Friday.

### What is the dress code?

Speakers are required to wear professional dress such as a suit, business attire, or professional uniforms.

### As a Speaker, can I stay and listen to other speakers?

Yes, as a contracted presenter, you are cordially invited to attend and hear other speakers. If you would like continuing education credits, be sure to register as an attendee for a barcoded badge that can be scanned at the sessions you attend.

### Can my children or pets attend the Symposium with me?

No, the Symposium offers leadership development training to emergency response professionals and some content presented is not appropriate for minors. In addition, children or pets could create disruptions during the sessions that prevent attendees from being able to hear or concentrate on the message being delivered or could cause the presenter to lose focus on his/her topic. Service Animals specifically trained to aid a disabled person are welcome.

### What is the cost to attend?

The registration fee to attend the Symposium is \$150 per person.

### Where is the Symposium?

The annual Leadership Symposium alternates locations between the Texas cities of Frisco, San Marcos, and The Woodlands.

The 2027 event will be held at: **The Woodlands Waterway Marriott Hotel & Conv. Center**  
**1601 Lake Robinson Drive**  
**The Woodlands, TX 77380**

### Where can I find the latest news on the Symposium?

*Leadership Insights* newsletter provides updates and reminders on the event. Visit <http://teex.org/subscribe> and click topic: Leadership Development Symposium.

[LeadershipSymposium.TEEX.org](http://LeadershipSymposium.TEEX.org) website is another location to find latest news.



*“Since its inception in 2009, the TEEX Leadership Development Symposium (LDS) has remained true to the mission of its visionary creators. The LDS offers exceptional leadership training on a wide range of contemporary topics to fire service leaders at all levels of their respective organizations. The leadership knowledge obtained by individuals who attend the LDS influences today’s fire services and better prepares all of us for the challenges that lie ahead.”*

—Fire Chief Les Stephens  
San Marcos Fire Department  
Host Partner



*“As both a former student and now speaker at the TEEX Symposium, I can tell you that the quality of instruction, value to participants, and take-away knowledge is unmatched. This ensures the men and women of this state who serve their communities as members of the fire service are some of the best public servants found anywhere.”*

—Fire Chief Joel G. Baker  
Austin Fire Department

Photo credit: ©Austin Fire Department, Chris Wilkinson

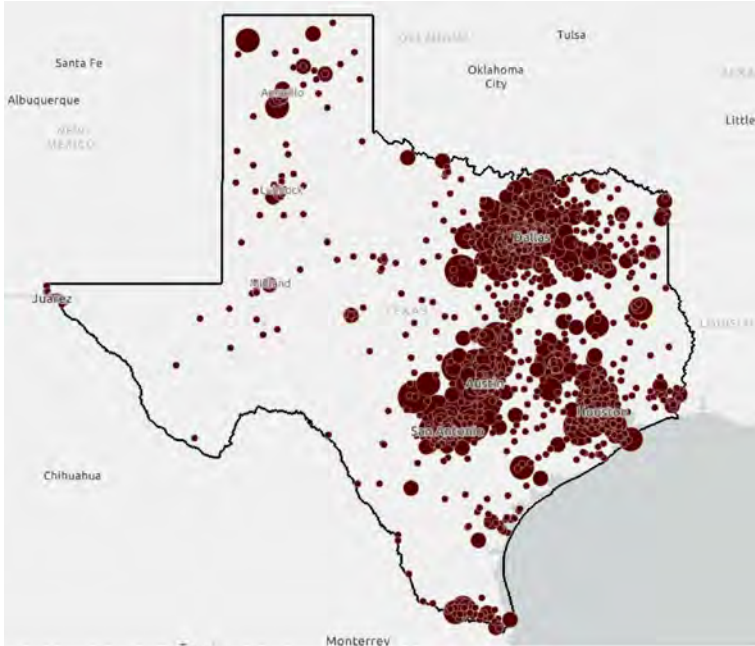


# Know your AUDIENCE

## REACH

Since its inception in 2009, the TEEEX Leadership Development Symposium has continued to impact not only Texas, but the United States, and even reaching a global audience.

## SINCE 2009



**TEXAS ATTENDEES TRAINED**

**13,285**

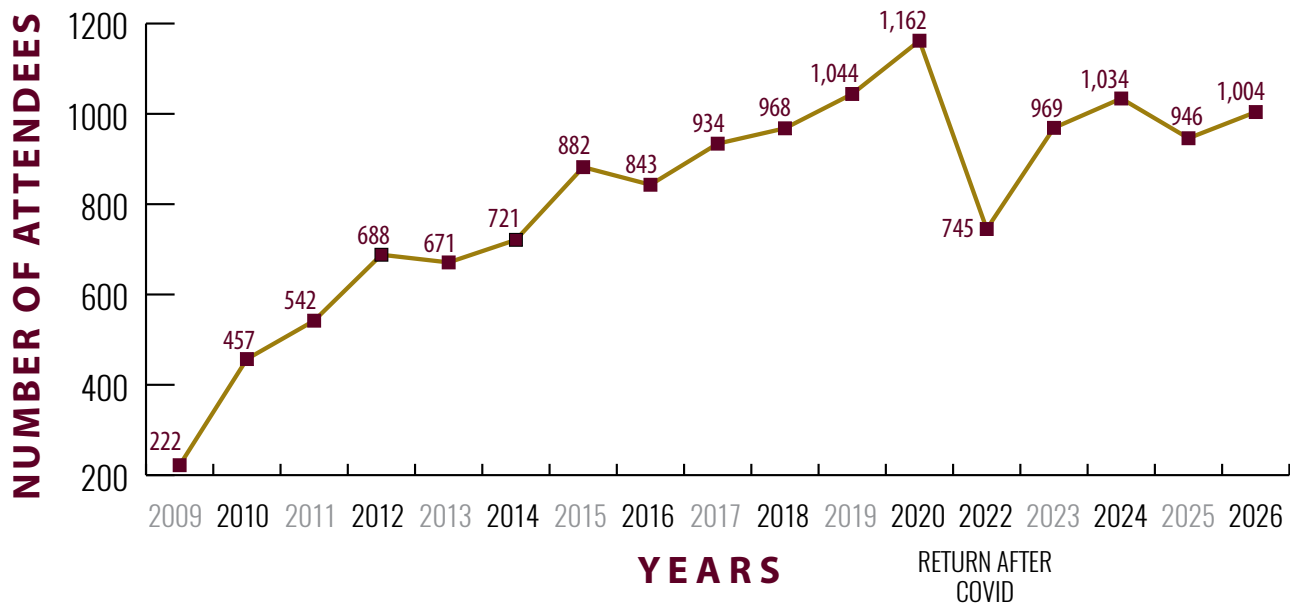
**TEXAS COUNTIES REACHED**

**80%**

**TEXAS ORGANIZATIONS REACHED**

**1,223**

## ATTENDANCE GROWTH



# GROWTH BEYOND TEXAS

Participants from across the United States have attended the TEEX Leadership Development Symposium and we look forward to future growth as we expand our marketing efforts.



**NUMBER OF STATES REACHED**

**46**

**TOTAL TRAINING HOURS DELIVERED**

**196K +**

**NUMBER OF U.S. CITIES REPRESENTED**

**1,168**

## ATTENDEE SNAPSHOT

The majority of attendees come from the Fire and EMS industries. Other audience members include Law Enforcement, Education, Healthcare, Military, State Associations, and Public Administration.



**77%**

FROM FIRE AND EMS INDUSTRIES

**20%**

FROM LAW ENFORCEMENT, EMERGENCY MGT. & PUBLIC ADMIN., HEALTHCARE, EDUCATION, MILITARY, OR STATE AGENCIES

**3%**

OTHER INDUSTRIES




**50%**

IN LEADERSHIP POSITIONS



**84%**

FROM METROPOLITAN AREAS IN TEXAS



**4%**

FROM OUTSIDE OF TEXAS

*“Today is the beginning of whatever happens next.”*

Mike Lipkin  
Motivational Speaker

**EVENT HAS GROWN**

**365%**

**SINCE THE BEGINNING**



# Speaker NEXT STEPS

## SPEAKER CHECKLIST

- Complete Speaking Proposal or Abstract** for this year's event and then **upload** with required supporting materials, per instructions.
- Prepare and upload a high quality, professional **Headshot Photo** to be used for marketing your presentation. See graphics requirements.  
  
If your proposal is accepted, you will be contacted and sent a Speaker Agreement.
- Upload completed **Speaker Agreement** as quickly as possible.
- Prepare your final PowerPoint presentation and **embed any audio/video content directly into your digital presentation** software. When complete, please upload presentation.
- Create attendee handouts and save as PDF files. Upload **Attendee Handout(s)** and we will post them to our event app for attendees to download. Name file as: SpeakerLastName\_PresentationName\_Handout\_1.pdf, etc.

## DETAILS

### Pre-Event Coordination

Mary Reeves will be working with you to finalize your speaker agreement, travel coordination, and the remaining information we require for marketing materials. Please work with her to meet all deadlines. All paperwork must be completed and returned before we can make any travel arrangements.

### Register for the Event

Many of our emergency services speakers attend other symposium sessions for CE Credit while they are onsite. If you would like to attend, please register on the TEEX Portal, so we may print your TEEX ID barcode on your name badge to be scanned for CE Credit for sessions you attend.

Once registration opens on **October 1**, visit **TEEX.org/TEEXportal** or **LeadershipSymposium.TEEX.org** to register or set up an account.

### Follow Us on Social Media

Once the event Registration opens, we will begin posting about the event details. [Social Links]

## UPLOADS

To assist with gathering the information needed for the event, we have created links where you can upload all of your information.

1. Bibliographical and Presentation Information
2. Professional Photo
3. Presentation Powerpoint
4. Introductory Video Link (if applicable)
5. Attendee Handouts (PDF format, to be uploaded to Event App)

Before uploading documents, please label each file with your name and what it is before uploading it (*ie*, **Smith\_Brad\_headshot photo.jpg**).

Upon acceptance of your proposal, additional items should also be uploaded to the special link such as your Speaking Contract and Financial W-9 form.

# Speaker FORMS AND INFO



Upload Link for **Breakout Session Speakers:**

<https://teex.link/SpeakerApp2027>

Upload Link for **Keynote Speakers:**

<https://teex.link/Keynote2027>

## ARRIVING ONSITE

### Hotel Check-In

If you have a room reservation, please check in at hotel desk and send a text to Mary Reeves with your name and let us know that you've arrived. Once you have checked in to hotel, please head over to the conference center to meet with Mary.

- Mary will be located in the Speaker Room. For The Woodlands Waterway Marriott, that will be upstairs in the “**Conroe**” room (*see map on next page for location*). Mary will go over your paperwork and provide your badge and other items. Your speaking schedule, including when you need to meet your liaison, will be on the back of your badge.
- Prior to your presentation, your liaison will show you where you will be presenting. There you will confirm equipment needs such as microphone, laptop and projector with liaison. Bring a USB with your final digital presentation to be placed on the laptop by our A/V staff. Please run through your presentation on the equipment, especially if you have embedded videos or links, to ensure they are working properly.
- You are welcome to use the Speaker Green Room. This is your space to work or relax before and after your presentation. Here you will also find some light refreshments.

Your liaison will be your onsite contact for anything you need regarding your presentation. He will also be attending your session, making your introduction to the attendees, and assisting with any A/V issues that might arise.

## FILE SPECIFICATIONS AND REQUIREMENTS

### Headshot Photo

High quality, professional image should be full color, a minimum of an 8x10 size at 300 dpi resolution, and saved in a .jpeg or .tiff format.

### Digital Presentation

Most current copy of your presentation slides (PowerPoint software works the best with our system). **Be sure to embed any audio/video files directly into presentation.** Please contact our multimedia specialist with any questions on how to proceed.

### Attendee Handouts

Any PDF documents you wish to share with attendees should also be uploaded. These documents will be placed in the Event App with your presentation information for easy downloading access.

## QUESTIONS?

### Contract or Travel Arrangements

**Mary Reeves**

Leadeship Program Administrative Coord.  
Mary.Reeves@teex.tamu.edu  
979-500-6900

### Presentation Topics, Audience, and Expectations

**Juan Guerrero**

Symposium Planning Team  
Juan.Guerrero@teex.tamu.edu  
979-500-6772

### Audio/Video Preparation

**Bobby Bernshausen**

Symposium Multimedia Coordinator  
Bobby.Bernshausen@teex.tamu.edu  
979-500-6896



# Event SAMPLE SCHEDULE

## 2027 SCHEDULE—The Woodlands




### WEDNESDAY — DAY 1

ROOM	KEYNOTE 7:50-9:30 am	BREAK	BREAKOUT-A1 9:45-10:45 am	BREAK	BREAKOUT-A2 11:00-12:00	LUNCH	KEYNOTE 1:30-2:30 pm	BREAK	BREAKOUT-B1 2:45-3:45 pm	BREAK	BREAKOUT-B2 4:00-5:00 pm
<b>BALLROOM</b>	Opening <b>KEYNOTE A</b>					<b>ON YOUR OWN FOR LUNCH — RESTAURANTS NEARBY</b>	<b>KEYNOTE B</b>				
BREAKOUT ROOM			BREAKOUT SESSION – 1		BREAKOUT SESSION – 2				BREAKOUT SESSION – 13		BREAKOUT SESSION – 14
BREAKOUT ROOM			BREAKOUT SESSION – 3		BREAKOUT SESSION – 4				BREAKOUT SESSION – 15		BREAKOUT SESSION – 16
BREAKOUT ROOM		COFFEE BREAK	BREAKOUT SESSION – 5		BREAKOUT SESSION – 6			COFFEE BREAK	BREAKOUT SESSION – 17		BREAKOUT SESSION – 18
BREAKOUT ROOM			BREAKOUT SESSION – 7		BREAKOUT SESSION – 8				BREAKOUT SESSION – 19		BREAKOUT SESSION – 20
BREAKOUT ROOM			BREAKOUT SESSION – 9		BREAKOUT SESSION – 10				BREAKOUT SESSION – 21		BREAKOUT SESSION – 22
BREAKOUT ROOM			BREAKOUT SESSION – 11		BREAKOUT SESSION – 12				BREAKOUT SESSION – 23		BREAKOUT SESSION – 24

### THURSDAY — DAY 2

ROOM	KEYNOTE 8:00-9:30 am	BREAK	BREAKOUT-C1 9:45-10:45 am	BREAK	BREAKOUT-C2 11:00-12:00	LUNCH	KEYNOTE 1:30-2:30 pm	BREAK	BREAKOUT-D1 2:45-3:45 pm	BREAK	BREAKOUT-D2 4:00-5:00 pm
<b>BALLROOM</b>	<b>CMD CHAT-1</b> <b>KEYNOTE C</b>					<b>ON YOUR OWN FOR LUNCH — RESTAURANTS NEARBY</b>	<b>KEYNOTE D</b>				
BREAKOUT ROOM			BREAKOUT SESSION – 25		BREAKOUT SESSION – 26				BREAKOUT SESSION – 37		BREAKOUT SESSION – 38
BREAKOUT ROOM			BREAKOUT SESSION – 27		BREAKOUT SESSION – 28				BREAKOUT SESSION – 39		BREAKOUT SESSION – 40
BREAKOUT ROOM		COFFEE BREAK	BREAKOUT SESSION – 29		BREAKOUT SESSION – 30			COFFEE BREAK	BREAKOUT SESSION – 41		BREAKOUT SESSION – 42
BREAKOUT ROOM			BREAKOUT SESSION – 31		BREAKOUT SESSION – 32				BREAKOUT SESSION – 43		BREAKOUT SESSION – 44
BREAKOUT ROOM			BREAKOUT SESSION – 33		BREAKOUT SESSION – 34				BREAKOUT SESSION – 45		BREAKOUT SESSION – 46
BREAKOUT ROOM			BREAKOUT SESSION – 35		BREAKOUT SESSION – 36				BREAKOUT SESSION – 47		BREAKOUT SESSION – 48

### FRIDAY — DAY 3

ROOM	KEYNOTE 8:00-9:00 am	COMMAND CHAT 9:20-9:40 am	KEYNOTE 10:00-11:00	CLOSING 11:00-11:30	
<b>BALLROOM KEYNOTE</b>	<b>KEYNOTE E</b>	<b>COMMAND CHAT-2</b>	<b>KEYNOTE F</b>	Closing	 <b>EVENT ENDS AT NOON; NO LUNCH PROVIDED</b>

# Speaker PRESENTATIONS



## KNOW YOUR AUDIENCE

Speaking proposals are chosen because we believe it will add value to the overall leadership theme of the event. Look for ways to tailor your presentation to the emergency services community so that you ensure your topic resonates with your audience.

### Engaging Elements in Presentation

Consider using polls, Q&A sessions, and or discussions to encourage engagement and interactive learning during your presentation. Remember, your audience contains members from different generations with different learning styles, so use a variety of styles such as visual, auditory, reading, and kinesthetic to get your message across. No one wants to watch someone read a PowerPoint slide.

### Listen to Your Audience and Be Adaptable

Breakout presenters might get audience questions that take your presentation into a different discussion, so be adaptable. The audience sees you as an expert on the topic and may have questions that you might not have covered. If you don't know the answer, you can always contact them afterwards. Your public contact information will be included on your speaker biography page in our event app.

## EVENT MOBI APP

The Event Program will be hosted through the *Event Mobi App*. Within the app, attendee handouts can be added for downloading as well as a way for attendees to contact you and ask questions. **Prior to the event, you will be sent a link to review your biography page for proofing. The content you provide us on your Information Page or Proposal will be used for your biography page. Be sure to write your biography in complete sentences using third person.**

A link to the *Event Mobi App* will be included on the backside of the attendee and speaker badges.

## PRESENTATION DETAILS

### Content Guidelines

Be sure to use original thought and content in your presentation and don't rely on copyrighted materials without permissions.

### Presentation Schedule

Our event schedule is very tightly timed so that we can fit in as much as possible. Please pay close attention to countdown clocks to help everyone stay on schedule.

### Professionalism

This event is founded on professional development and dignity. You are here to make a difference by helping to enhance the leadership skills of tomorrow's responders. Please conduct yourself accordingly and avoid lewd attire and offensive language. Be polite with your audience in your conduct and how you are perceived by the attendees.

### Presentation Surveys

A survey link will be posted on the *Event Mobi App* for each speaker presentation. Encourage the attendees to complete the survey while they are still sitting in the session.

## ONSITE SPEAKER ASSISTANCE

If you need something regarding your presentation or while attending the symposium, please reach out to your liaison. If you are unable to reach him, contact Mary Reeves.

## ONSITE EMERGENCIES

We have a safety liaison on duty during the Symposium's business hours, with direct contact with local EMS on-site partners. Otherwise, call 911.



# Speaker PRESENTATIONS Continued

## **MEDIA AND PERMISSIONS**

### **Consent for Recording and Media Use**

Speakers are required to sign a Media Release prior to event. Photos and/or videos will be taken during event and used for marketing purposes only. No compensation will be made for any photo or video usage.

### **Copyrighted Materials**

Please do not use any copyrighted materials such as graphs, photos, or proprietary information in your presentation that you do not have written permission to use.

## **POST EVENT**

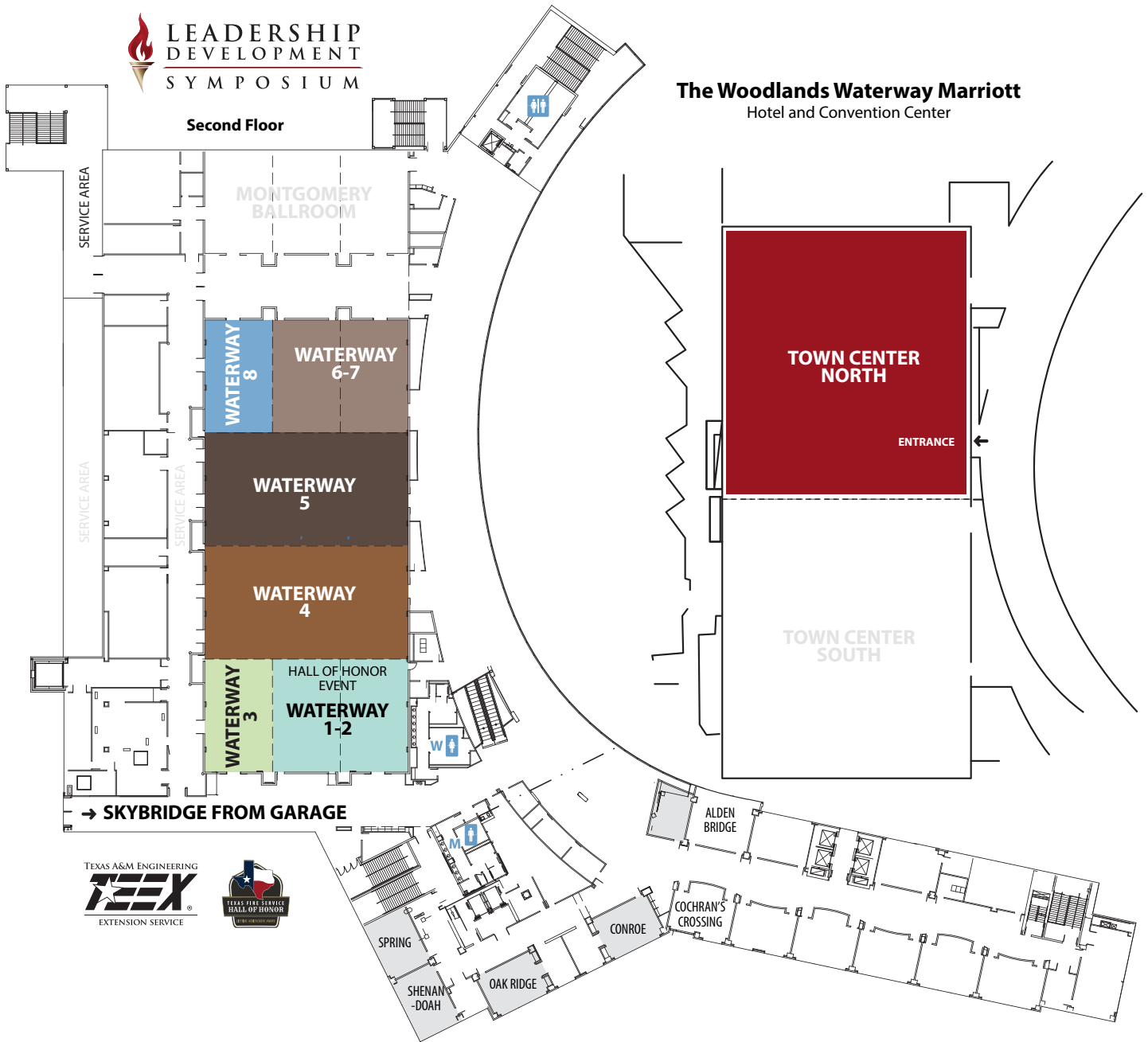
### **Presentation Survey Results**

Once the event surveys close, a summary report will be created to share with you on the response and comments regarding your presentation. This is a great opportunity to see how your topic was received and provide insight how the presentation might be improved upon for the future.

### **Annual Call for Speakers**

As a reminder, we do not carry over speaker applications from one year to the next. The Call for Speakers window generally runs from March 1 through May 15. Be sure to re-apply with a new **Speaker Topic Proposal** to be considered for the following year. Once the speaker window is open, it will also be posted on the Leadership Symposium website and announced in the Leadership Insights Newsletter.

# The Woodlands, Texas **VENUE** Map



TEEX MISSION

*TEEX makes a difference by  
providing training, developing practical  
solutions, and saving lives.*

LEADERSHIP DEVELOPMENT SYMPOSIUM  
TEXAS A&M ENGINEERING EXTENSION SERVICE

PO BOX 40006  
COLLEGE STATION, TX 77842

979-321-6215  
Leadership.Symposium@teex.tamu.edu